






ESPECIFICAÇÕES RLT 9 RDO



CORES DISPONÍVEIS



BAJA BLUE / SAND



OLIVE GREE / ORANGE

Shimano's budget-friendly, gravel-specific GRX400 parts kit pairs with Niner wheels, Schwalbe tires, Shimano Tiagra RS400 crankset, and Easton handlebar in a value-priced gravel-grinding package.

-Shimano GRX400 gravel-specific drivetrain
-Nove rodas
-Niner alloy seatpost and stem

TAMANHOS DE MOLDURA DISPONÍVEIS	47CM, 50CM, 53CM, 56CM, 59CM, 62CM	CORES DISPONÍVEIS	BAJA BLUE/SAND OR BLACK/OLIVE GREEN/ORANGE
MOLDURA	NINER RDO CARBON FIBER: INTERNAL CABLE ROUTING; INTEGRATED BOTTLE, BAG, RACK AND FENDER MOUNTS; FLAT MOUNT; 12X142 THRU AXLE	GARFO	NINER RDO FULL CARBON; INTEGRATED BOTTLE, BAG, RACK AND FENDER MOUNTS; INTERNAL CABLE ROUTING; FLAT MOUNT; 12X100 THRU AXLE
CHOQUE RODA DIANTEIRA	N/A	TUBOS / SELANTE RODA TRASEIRA	TUBES
PNEU DIANTEIRO	SCHWALBE G-ONE PERFORMANCE, FOLDING, 700 X 40	PNEU TRASEIRO	SCHWALBE G-ONE PERFORMANCE, FOLDING, 700 X 40
TRAVÕES	SHIMANO GRX400	ALAVANCAS DOS TRAVÕES	SHIMANO GRX400
ROTORES DE FREIO	SHIMANO RT54 160/160MM CL ROTORS	CORRENTE	SHIMANO HG54 10SP
MUDANÇA FRONTAL	SHIMANO GRX400 2SP	MUDANÇA DE MARCHA TRASEIRA	SHIMANO GRX400 10SP
DESCARRILADOR DIANTEIRO	SHIMANO TIAGRA 4700	DESCARRILADOR TRASEIRO	SHIMANO GRX400 10SP
CASSETTE	SHIMANO HG500 11-34	MANIVELA	SHIMANO TIAGRA RS400 50X34T
SUPORTE INFERIOR	PRESTINE PF30>24MM	SELA	NINER PERSONALIZADO COM TRILHOS CHRO-MO, GRAVAÇÃO EM RELEVO DE NINER GRÁFICO
ESPIGÃO DE SELIM	NINER ALLOY SEAT POST, NINER GRAPHIC	GUIDÃO	EASTON EA50 AX
TALO	HASTE DE LIGA NINER, NINER GRÁFICO	AURICULARES	NINER INTEGRATED SHIS DESCRIPTION IS42/28.6 IS52/40
GARRAS	NINER BAR TAPE	PESO APROXIMADO	

CORES DISPONÍVEIS



BAJA BLUE / SAND



OLIVE GREE / ORANGE

Prefer smaller wheels? Add Stan's Crest S1 to SRAM's Rival parts kit, Easton cranks, Maxxis tires, and an Easton handlebar to get one of the best gravel-grinding packages available.

-SRAM Rival drivetrain with Easton cranks
-Stan's NoTubes Crest S1 650b wheels
-Niner carbon seatpost and alloy stem

TAMANHOS DE MOLDURA DISPONÍVEIS	47CM, 50CM, 53CM, 56CM, 59CM, 62CM	CORES DISPONÍVEIS	BAJA BLUE/SAND OR BLACK/OLIVE GREEN/ORANGE
MOLDURA	NINER RDO CARBON FIBER; INTERNAL CABLE ROUTING; INTEGRATED BOTTLE, BAG, RACK AND FENDER MOUNTS; FLAT MOUNT; 12X142 THRU AXLE	GARFO	NINER RDO FULL CARBON; INTEGRATED BOTTLE, BAG, RACK AND FENDER MOUNTS; INTERNAL CABLE ROUTING; FLAT MOUNT; 12X100 THRU AXLE
CHOQUE	N/A	TUBOS / SELANTE	NÃO VEDANTE DE TUBOS SELANTE (2 X 20Z BOTTLES)
RODA DIANTEIRA	STANS NOTUBES CREST S1, NEO HUB CL 100X12MM FRONT	RODA TRASEIRA	STANS NOTUBES CREST S1, NEO HUB CL 142X12MM REAR
PNEU DIANTEIRO	MAXXIS RAMBLER TLR EXO 650X47	PNEU TRASEIRO	MAXXIS RAMBLER TLR EXO 650X47
TRAVÕES	SRAM RIVAL HRD FLAT MOUNT	ALAVANCAS DOS TRAVÕES	SRAM RIVAL HRD
ROTORES DE FREIO	SRAM CENTERLINE 160/160MM CL ROTORS	CORRENTE	SRAM PC 1130 11SP
MUDANÇA FRONTAL	SRAM RIVAL HRD 2SP	MUDANÇA DE MARCHA TRASEIRA	SRAM RIVAL HRD 11SP
DESCARRILADOR DIANTEIRO	SRAM RIVAL YAW WITH CHAIN SPOTTER	DESCARRILADOR TRASEIRO	SRAM RIVAL 22SP
CASSETTE	SRAM - PG 1130 11-32T	MANIVELA	SRAM RIVAL 22SP YAW 50X34T
SUPORTE INFERIOR	PRESTINE PF30 ALLOY THREAD TOGETHER	SELA	NINER PERSONALIZADO COM TRILHOS CHRO-MO, GRAVAÇÃO EM RELEVO DE NINER GRÁFICO
ESPIGÃO DE SELIM	NINER CARBON SEAT POST, 400MM, NINER GRAPHIC	GUIDÃO	EASTON EA50 AX
TALO	HASTE DE LIGA NINER, NINER GRÁFICO	AURICULARES	NINER INTEGRATED SHIS DESCRIPTION IS42/28.6 IS52/40
GARRAS	NINER BAR TAPE	PESO APROXIMADO	

CORES DISPONÍVEIS



BAJA BLUE / SAND



OLIVE GREE / ORANGE

SRAM's standout Rival parts kit mates with Stan's Grail S1 wheels and a gravel-specific Easton handlebar to complete a high performing, outstanding value package.

- SRAM Rival shifting with Easton cranks
- Stan's NoTubes Grail S1 wheels
- Niner carbon seatpost and alloy stem

TAMANHOS DE MOLDURA DISPONÍVEIS	47CM, 50CM, 53CM, 56CM, 59CM, 62CM	CORES DISPONÍVEIS	BAJA BLUE/SAND OR BLACK/OLIVE GREEN/ORANGE
MOLDURA	NINER RDO CARBON FIBER; INTERNAL CABLE ROUTING; INTEGRATED BOTTLE, BAG, RACK AND FENDER MOUNTS; FLAT MOUNT; 12X142 THRU AXLE	GARFO	NINER RDO FULL CARBON; INTEGRATED BOTTLE, BAG, RACK AND FENDER MOUNTS; INTERNAL CABLE ROUTING; FLAT MOUNT; 12X100 THRU AXLE
CHOQUE	N/A	TUBOS / SELANTE	NÃO VEDANTE DE TUBOS SELANTE (2 X 20Z BOTTLES)
RODA DIANTEIRA	STANS NOTUBES GRAIL S1, NEO HUB CL 100X12MM FRONT	RODA TRASEIRA	STANS NOTUBES GRAIL S1, NEO HUB CL 142X12MM REAR
PNEU DIANTEIRO	SCHWALBE G-ONE EVO SS, FOLDING, 700 X 40	PNEU TRASEIRO	SCHWALBE G-ONE EVO SS, FOLDING, 700 X 40
TRAVÕES	SRAM RIVAL HRD FLAT MOUNT	ALAVANCAS DOS TRAVÕES	SRAM RIVAL HRD
ROTORES DE FREIO	SRAM CENTERLINE 160/160MM CL ROTORS	CORRENTE	SRAM PC 1130 11SP
MUDANÇA FRONTAL	SRAM RIVAL HRD 2SP	MUDANÇA DE MARCHA TRASEIRA	SRAM RIVAL HRD 11SP
DESCARRILADOR DIANTEIRO	SRAM RIVAL YAW WITH CHAIN SPOTTER	DESCARRILADOR TRASEIRO	SRAM RIVAL 22SP
CASSETTE	SRAM - PG 1130 11-32T	MANIVELA	SRAM RIVAL 22SP YAW 50X34T
SUPORTE INFERIOR	PRESTINE PF30 ALLOY THREAD TOGETHER	SELA	NINER PERSONALIZADO COM TRILHOS CHRO-MO, GRAVAÇÃO EM RELEVO DE NINER GRÁFICO
ESPIGÃO DE SELIM	NINER CARBON SEAT POST, 400MM, NINER GRAPHIC	GUIDÃO	EASTON EA50 AX
TALO	HASTE DE LIGA NINER, NINER GRÁFICO	AURICULARES	NINER INTEGRATED SHIS DESCRIPTION IS42/28.6 IS52/40
GARRAS	NINER BAR TAPE	PESO APROXIMADO	

RLT 9 RDO

4-STAR SHIMANO GRX 800 2X 650b

CORES DISPONÍVEIS



BAJA BLUE / SAND



OLIVE GREE / ORANGE

Prefer smaller wheels? Add Stan's Crest S1 650b wheels to Shimano's flagship, gravel-specific GRX800 parts kit, Maxxis tires, and an Easton crankset and handlebar to get one of the best gravel-grinding packages available.

- Shimano GRX gravel-specific mechanical shifting
- Stan's NoTubes Crest S1 650b wheels
- Niner carbon seatpost and RDO stem

TAMANHOS DE MOLDURA DISPONÍVEIS	47CM, 50CM, 53CM, 56CM, 59CM, 62CM	CORES DISPONÍVEIS	BAJA BLUE/SAND OR BLACK/OLIVE GREEN/ORANGE
MOLDURA	NINER RDO CARBON FIBER; INTERNAL CABLE ROUTING; INTEGRATED BOTTLE, BAG, RACK AND FENDER MOUNTS; FLAT MOUNT; 12X142 THRU AXLE	GARFO	NINER RDO FULL CARBON; INTEGRATED BOTTLE, BAG, RACK AND FENDER MOUNTS; INTERNAL CABLE ROUTING; FLAT MOUNT; 12X100 THRU AXLE
CHOQUE	N/A	TUBOS / SELANTE	NÃO VEDANTE DE TUBOS SELANTE (2 X 20Z BOTTLES)
RODA DIANTEIRA	STANS NOTUBES CREST S1, NEO HUB CL 100X12MM FRONT	RODA TRASEIRA	STANS NOTUBES CREST S1, NEO HUB CL 142X12MM REAR
PNEU DIANTEIRO	MAXXIS RAMBLER TLR EXO 650X47	PNEU TRASEIRO	MAXXIS RAMBLER TLR EXO 650X47
TRAVÕES	SHIMANO GRX800	ALAVANCAS DOS TRAVÕES	SHIMANO GRX800
ROTORES DE FREIO	SHIMANO RT800 160/160MM CL ROTORS	CORRENTE	SHIMANO HG 601 11SP
MUDANÇA FRONTAL	SHIMANO GRX800 2SP	MUDANÇA DE MARCHA TRASEIRA	SHIMANO GRX800 11SP
DESCARRILADOR DIANTEIRO	SHIMANO ULTEGRA R8000	DESCARRILADOR TRASEIRO	SHIMANO GRX800 GS 11SP SHADOW PLUS
CASSETTE	SHIMANO ULTEGRA HG800 11SP 11-34T	MANIVELA	EASTON EA90 47X32T
SUPORTE INFERIOR	EASTON PF30	SELA	NINER PERSONALIZADO COM TRILHOS CRN-TI, GRAVAÇÃO EM RELEVO DE NINER GRÁFICO
ESPIGÃO DE SELIM	NINER CARBON SEAT POST, 400MM, NINER GRAPHIC	GUIDÃO	EASTON EA50 AX
TALO	NINER RDO STEM, NINER GRAPHIC	AURICULARES	NINER INTEGRATED SHIS DESCRIPTION IS42/28.6 IS52/40
GARRAS	NINER BAR TAPE	PESO APROXIMADO	

CORES DISPONÍVEIS



BAJA BLUE / SAND



OLIVE GREE / ORANGE

Shimano's flagship, gravel-specific GRX800 parts kit pairs with Stan's Grail S1 wheels, Schwalbe tires, and an Easton crankset and handlebar in one of the best gravel-grinding packages available.

- Shimano GRX gravel-specific mechanical shifting
- Stan's NoTubes Grail S1 wheels
- Niner carbon seatpost and RDO stem

TAMANHOS DE MOLDURA DISPONÍVEIS	47CM, 50CM, 53CM, 56CM, 59CM, 62CM	CORES DISPONÍVEIS	BAJA BLUE/SAND OR BLACK/OLIVE GREEN/ORANGE
MOLDURA	NINER RDO CARBON FIBER; INTERNAL CABLE ROUTING; INTEGRATED BOTTLE, BAG, RACK AND FENDER MOUNTS; FLAT MOUNT; 12X142 THRU AXLE	GARFO	NINER RDO FULL CARBON; INTEGRATED BOTTLE, BAG, RACK AND FENDER MOUNTS; INTERNAL CABLE ROUTING; FLAT MOUNT; 12X100 THRU AXLE
CHOQUE	N/A	TUBOS / SELANTE	NÃO VEDANTE DE TUBOS SELANTE (2 X 20Z BOTTLES)
RODA DIANTEIRA	STANS NOTUBES GRAIL S1, NEO HUB CL 100X12MM FRONT	RODA TRASEIRA	STANS NOTUBES GRAIL S1, NEO HUB CL 142X12MM REAR
PNEU DIANTEIRO	SCHWALBE G-ONE EVO SS, FOLDING, 700 X 40	PNEU TRASEIRO	SCHWALBE G-ONE EVO SS, FOLDING, 700 X 40
TRAVÕES	SHIMANO GRX800	ALAVANCAS DOS TRAVÕES	SHIMANO GRX800
ROTORES DE FREIO	SHIMANO RT800 160/160MM CL ROTORS	CORRENTE	SHIMANO HG 601 11SP
MUDANÇA FRONTAL	SHIMANO GRX800 2SP	MUDANÇA DE MARCHA TRASEIRA	SHIMANO GRX800 11SP
DESCARRILADOR DIANTEIRO	SHIMANO ULTEGRA R8000	DESCARRILADOR TRASEIRO	SHIMANO GRX800 GS 11SP SHADOW PLUS
CASSETTE	SHIMANO ULTEGRA HG800 11SP 11-34T	MANIVELA	EASTON EA90 47X32T
SUPORTE INFERIOR	EASTON PF30	SELA	NINER PERSONALIZADO COM TRILHOS CRN-TI, GRAVAÇÃO EM RELEVO DE NINER GRÁFICO
ESPIGÃO DE SELIM	NINER CARBON SEAT POST, 400MM, NINER GRAPHIC	GUIDÃO	EASTON EA50 AX
TALO	NINER RDO STEM, NINER GRAPHIC	AURICULARES	NINER INTEGRATED SHIS DESCRIPTION IS42/28.6 IS52/40
GARRAS	NINER BAR TAPE	PESO APROXIMADO	

CORES DISPONÍVEIS



BAJA BLUE / SAND



OLIVE GREE / ORANGE

Shimano's flagship GRX parts kit meets our top of the line, gravel grinding RLT 9 RDO frame. With Stan's carbon wheels, Schwalbe tires, and Easton handlebar, the miles will roll on and on.

-Shimano's top of the line GRX gravel-specific drivetrain
-Stan's NoTubes Grail CB7 carbon wheels
-Niner carbon seatpost and RDO stem

TAMANHOS DE MOLDURA DISPONÍVEIS	47CM, 50CM, 53CM, 56CM, 59CM, 62CM	CORES DISPONÍVEIS	BAJA BLUE/SAND OR BLACK/OLIVE GREEN/ORANGE
MOLDURA	NINER RDO CARBON FIBER: INTERNAL CABLE ROUTING; INTEGRATED BOTTLE, BAG, RACK AND FENDER MOUNTS; FLAT MOUNT; 12X142 THRU AXLE	GARFO	NINER RDO FULL CARBON; INTEGRATED BOTTLE, BAG, RACK AND FENDER MOUNTS; INTERNAL CABLE ROUTING; FLAT MOUNT; 12X100 THRU AXLE
CHOQUE	N/A	TUBOS / SELANTE	NÃO VEDANTE DE TUBOS SELANTE (2 X 2OZ BOTTLES)
RODA DIANTEIRA	STANS NOTUBES GRAIL CB7, NEO ULTIMATE HUB CL 100X12MM FRONT	RODA TRASEIRA	STANS NOTUBES GRAIL CB7, NEO ULTIMATE HUB CL 142X12MM REAR
PNEU DIANTEIRO	SCHWALBE G-ONE EVO SS, FOLDING, 700 X 40	PNEU TRASEIRO	SCHWALBE G-ONE EVO SS, FOLDING, 700 X 40
TRAVÕES	SHIMANO GRX800	ALAVANCAS DOS TRAVÕES	SHIMANO GRX800
ROTORES DE FREIO	SHIMANO RT800 160/160MM CL ROTORS	CORRENTE	SHIMANO HG 601 11SP
MUDANÇA FRONTAL	SHIMANO GRX800 2SP	MUDANÇA DE MARCHA TRASEIRA	SHIMANO GRX800 11SP
DESCARRILADOR DIANTEIRO	SHIMANO ULTEGRA R8000	DESCARRILADOR TRASEIRO	SHIMANO GRX800 GS 11SP SHADOW PLUS
CASSETE	SHIMANO ULTEGRA HG800 11SP 11-34T	MANIVELA	EASTON EA90 47X32T
SUPORTE INFERIOR	EASTON PF30	SELA	NINER PERSONALIZADO COM TRILHOS CRN-TI, GRAVAÇÃO EM RELEVO DE NINER GRÁFICO

RLT 9 RDO
5-STAR SHIMANO GRX 800 2X

ESPIGÃO DE SELIM	NINER CARBON SEAT POST, 400MM, NINER GRAPHIC	GUIDÃO	EASTON EA50 AX
TALO	NINER RDO STEM, NINER GRAPHIC	AURICULARES	NINER INTEGRATED SHIS DESCRIPTION IS42/28.6 IS52/40
GARRAS	NINER BAR TAPE	PESO APROXIMADO	

CORES DISPONÍVEIS



BAJA BLUE / SAND



OLIVE GREE / ORANGE

Our top of the line, gravel grinding RLT 9 RDO frame meets the finest parts kit available. There's nothing not to like when you add carbon wheels to the mix. When you are rolling lighter and faster, you can go farther and stay out longer.

- SRAM Force AXS wireless electronic shifting
- Stan's NoTubes Grail CB7 carbon wheels
- Easton EC70 AX carbon handlebar

TAMANHOS DE MOLDURA DISPONÍVEIS	47CM, 50CM, 53CM, 56CM, 59CM, 62CM	CORES DISPONÍVEIS	BAJA BLUE/SAND OR BLACK/OLIVE GREEN/ORANGE
MOLDURA	NINER RDO CARBON FIBER; INTERNAL CABLE ROUTING; INTEGRATED BOTTLE, BAG, RACK AND FENDER MOUNTS; FLAT MOUNT; 12X142 THRU AXLE	GARFO	NINER RDO FULL CARBON; INTEGRATED BOTTLE, BAG, RACK AND FENDER MOUNTS; INTERNAL CABLE ROUTING; FLAT MOUNT; 12X100 THRU AXLE
CHOQUE	N/A	TUBOS / SELANTE	NÃO VEDANTE DE TUBOS SELANTE (2 X 20Z BOTTLES)
RODA DIANTEIRA	STANS NOTUBES GRAIL CB7, NEO ULTIMATE HUB CL 100X12MM FRONT	RODA TRASEIRA	STANS NOTUBES GRAIL CB7, NEO ULTIMATE HUB CL 142X12MM REAR
PNEU DIANTEIRO	SCHWALBE G-ONE EVO SS, FOLDING, 700 X 40	PNEU TRASEIRO	SCHWALBE G-ONE EVO SS, FOLDING, 700 X 40
TRAVÕES	SRAM FORCE HRD FM	ALAVANCAS DOS TRAVÕES	SRAM FORCE ETAP AXS
ROTORES DE FREIO	SRAM CLX R 160/160MM CL ROTORS	CORRENTE	SRAM FORCE 12SP
MUDANÇA FRONTAL	SRAM FORCE ETAP AXS	MUDANÇA DE MARCHA TRASEIRA	SRAM FORCE ETAP AXS
DESCARRILADOR DIANTEIRO	SRAM FORCE ETAP AXS	DESCARRILADOR TRASEIRO	SRAM FORCE ETAP AXS
CASSETTE	SRAM XG 1270 12SP 10-33T	MANIVELA	SRAM FORCE DUB 48X35T
SUPORE INFERIOR	SRAM DUB PF30	SELA	NINER PERSONALIZADO COM TRILHOS CRN-TI, GRAVAÇÃO EM RELEVO DE NINER GRÁFICO
ESPIGÃO DE SELIM	NINER CARBON SEAT POST, 400MM, NINER GRAPHIC	GUIDÃO	EASTON EC70 AX
TALO	NINER RDO STEM, NINER GRAPHIC	AURICULARES	NINER INTEGRATED SHIS DESCRIPTION IS42/28.6 IS52/40
GARRAS	NINER BAR TAPE	PESO APROXIMADO	18.8 LBS